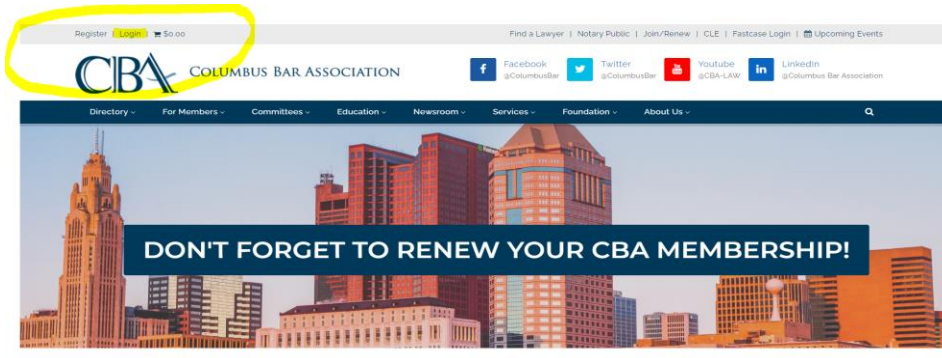


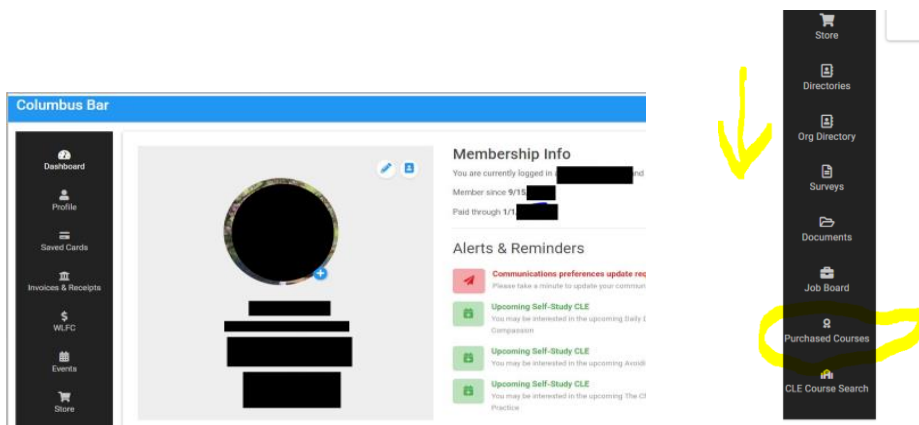
Steps for Logging into Purchased Notary Courses

Please email notary@cbalaw.org with any questions or if you need assistance.

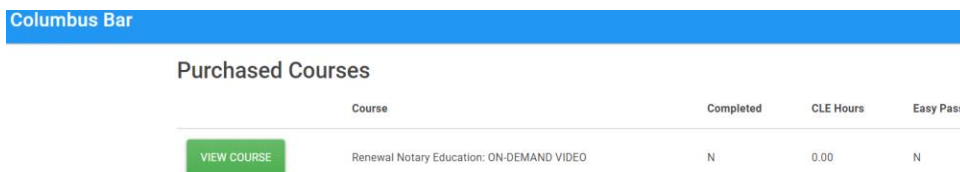
1. Go to www.cbalaw.org and select “Login” in the top left corner of the page. If you see your name instead of “Login”, then select your name. This will take you to the portal dashboard.



2. On the Dashboard, scroll the left column down and select “Purchased Courses”.



3. You will be taken to a new screen called “Purchased Courses”



4. Select “View Course” for the purchased course you want to view. This will open a new window with the course and related course materials.